

Formation Control with Size Scaling using Relative Position Feedback

Samuel Coogan



Electrical Engineering and Computer Sciences
University of California at Berkeley

Technical Report No. UCB/EECS-2013-33

<http://www.eecs.berkeley.edu/Pubs/TechRpts/2013/EECS-2013-33.html>

May 1, 2013

Copyright © 2013, by the author(s).
All rights reserved.

Permission to make digital or hard copies of all or part of this work for personal or classroom use is granted without fee provided that copies are not made or distributed for profit or commercial advantage and that copies bear this notice and the full citation on the first page. To copy otherwise, to republish, to post on servers or to redistribute to lists, requires prior specific permission.

Formation Control with Size Scaling using Relative Position Feedback

Samuel Coogan

Research Project

Submitted to the Department of Electrical Engineering and Computer Sciences,
University of California at Berkeley, in partial satisfaction of the requirements
for the degree of **Master of Science, Plan II.**

Approval for the Report and Comprehensive Examination:

Committee:

Professor Murat Arcak
Research Advisor

(Date)

Professor Andy Packard
Second Reader

(Date)

Formation Control with Size Scaling using Relative Position Feedback

Samuel Coogan

Abstract

We consider a multiagent coordination problem where the objective is to steer a team of mobile agents into a formation of variable size. We assume the shape description of the formation is known to all agents, but the desired size scaling of the formation is known only to a subset of leader agents. We present a strategy in which each agent communicates a scalar value to its neighbors and two strategies that allow the agents to maneuver to the desired scaled formation using only local relative position information. The first strategy does not require global knowledge of which agents are leaders, and the latter two strategies can be implemented using information gathered via local sensors with no interagent communication. We compare the methods through several examples with simulations.

1 Introduction

Group coordination of mobile agents using distributed feedback laws has received increased attention as hardware and computing costs have decreased. In many cases, a team of interacting autonomous agents can accomplish tasks that are difficult or impossible for one robot to accomplish. Often, the goal of such coordination problems is to achieve global group behavior through local feedback interactions, Tsitsiklis et al. (1986), Reynolds (1987), Jadbabaie et al. (2003), Olfati-Saber & Murray (2004), Ren & Beard (2005), Olfati-Saber et al. (2007), Arcaç (2007), Yu et al. (2010).

Formation control and maintenance is a common group task and has been addressed using a variety of methods in the literature as in Tanner et al. (2003), Lawton et al. (2003), Fax & Murray (2004), Vicsek et al. (1995), Desai et al. (1998), Ogren et al. (2004), Axelsson et al. (2003), Krick et al. (2008), Hendrickx et al. (2007), Sepulchre et al. (2008), and Basiri et al. (2010).

Allowing some agents to be leaders and others to be followers with unique tasks for each has also been extensively studied. To name a few, Shi & Hong (2009) discuss flocking and consensus techniques with leaders when the communication topology is time-varying and agents have nonlinear dynamics, Tanner et al. (2004) analyze stability of formation control strategies by viewing the leaders as inputs and developing a notion of leader-to-formation stability that is similar to input-to-state stability (Sontag (1989)), and Cao & Ren (2009)

present a strategy for containment control using stationary or dynamic leaders with a static or time-varying directed communication topology.

In this paper, we consider the problem of formation control when only a subset of the agents, henceforth called the leaders, know the desired formation size. The remaining follower agents implement a cooperative control law using only local interagent position information such that the agents converge to the desired formation scaled by the desired size. By allowing the size of the formation to change, the group can dynamically adapt to changes in the environment such as unforeseen obstacles, adapt to changes in group objectives, or respond to threats.

We present a control strategy for the leaders and propose three strategies for the follower agents. In the first strategy, we assume a communication topology exists among the agents, allowing the agents to share formation size estimates. Rather than permitting the leader to simply dictate the desired formation scale, which requires a communication structure heavily dependent on the identity of the leader, we present an update rule utilizing the internal estimates of multiple neighbors while still guaranteeing stability for any desired formation. The advantage to this approach is that the follower agents do not need to know which agent is the leader. For example, the leader could be changed during operation without communicating this change to the remaining agents.

In some scenarios, we are interested in the minimum amount of information required to allow formation scaling and control as it may be undesirable or impossible for the agents to actively communicate with one another. In the second strategy, referred to as the *single link* method, each follower agent relies on one link to estimate the desired size scaling and uses a formation control law to achieve the formation. This method results in a simple geometric condition for certifying stability given a specific formation via a small-gain analysis. In the third strategy, referred to as the *multiple link* method, the follower agents calculate estimates of the desired scale along each adjacent edge. This strategy typically offers better performance in terms of speed of convergence and stability but requires a further constraint to ensure that the final formation is a scaling of the desired formation.

In the single link method and the multiple link method, we assume the agents are equipped with sensing capabilities such that relative positions of neighboring agents are available to an agent, but agents are not necessarily capable of communicating other information to one another. Such a construction may be valuable in cases where communication is expensive, unreliable, or dangerous, yet passive sensors can allow the agents to nonetheless interact with each other and accomplish a desired group behavior. Furthermore, by allowing only some nodes to determine a formation size, it may be possible to equip only these leader nodes with the potentially expensive sensing, computational, and/or communication equipment necessary for determining an appropriate formation size given factors such as environmental conditions, mission commands, etc. The follower agents could conceivably be much simpler and therefore less expensive and expendable. In addition, a fundamental understanding of what can be accomplished with relative position feedback alone is of theoretical interest in

cooperative control problems.

This paper is organized as follows: In Section 2, we introduce the problem statement. In Section 3 we present a method reliant on interagent communication. In Sections 4-5, we present the single link method, and in Section 6 we present the multiple link method. In Section 7, we discuss three examples with simulations, and we summarize our main results and provide concluding remarks in Section 8.

2 Problem Definition

Consider a team of n agents each represented by a position vector $x_i \in \mathbb{R}^p, i = 1, \dots, n$, and assume each agent is modeled with double integrator dynamics:

$$\ddot{x}_i = f_i. \quad (1)$$

We define $x = [x_1^T \ x_2^T \ x_3^T \ \dots \ x_n^T]^T$ and $v = \dot{x}$ to denote the stacked vector containing the velocities of all of the agents.

We assume there is a position sensing topology by which agents are capable of inferring the relative position of other agents. We represent this topology with a *sensing* graph with n nodes representing the n agents. We assume relative position sensing is bidirectional, and if agent i and agent j have access to the quantity $x_i - x_j$, then the i th and j th nodes of the sensing graph are connected by an edge. We also assume that the sensing graph is connected.

Suppose there are m edges in the sensing graph. We arbitrarily assign a direction to each edge of the sensing graph and define the $n \times m$ incidence matrix D as:

$$d_{ij} = \begin{cases} +1 & \text{if node } i \text{ is the head of edge } j \\ -1 & \text{if node } i \text{ is the tail of edge } j \\ 0 & \text{otherwise} \end{cases}$$

where d_{ij} is the ij th entry of D . Since the graph is bidirectional, this choice of direction does not affect any of the following results.

Suppose the agents are to keep a certain formation by maintaining the relative interagent displacements defined by the sensing topology. Suppose, in addition, it is allowable for the formation size to change, and a subset of the agents possess a static desired target formation scale $\lambda^* \in \mathbb{R}$. We call the agents in this subset *leaders* and the remaining agents *followers*. Unless otherwise stated, we assume there is at least one leader. We denote the number of leaders by n_l and the number of followers by n_f , and we assume the followers are indexed first. We thus let $\mathcal{I}_F = \{1, \dots, n_f\}$ be the set of indices corresponding to the follower agents and $\mathcal{I}_L = \{n_f + 1, \dots, n\}$ be the set of indices corresponding to the leader agents.

Our goal is to achieve the following group behavior:

The relative position of two agents connected by an edge k , denoted by

$$z_k \triangleq \sum_{i=1}^n d_{ik} x_i, \quad (2)$$

converges to a prescribed target value $z_k^d \lambda^*$ for each $k = 1, \dots, m$, i.e.,

$$\lim_{t \rightarrow \infty} z_k = z_k^d \lambda^*, \text{ for } k = 1, \dots, m \quad (3)$$

and

$$\lim_{t \rightarrow \infty} v_i = 0, \text{ for } i = 1, \dots, n \quad (4)$$

where $v_i = \dot{x}_i$.

Remark 1. For ease of exposition, we have assumed that the agents do not follow a prescribed velocity profile. If a common velocity $v^d(t)$ is known to all the agents, then we can replace v with $\tilde{v}(t) = v(t) - v^d(t)$ and proceed as below. See Coogan et al. (2011) for an example of how this can be achieved.

Let $z \triangleq [z_1^T \dots z_m^T]^T = (D^T \otimes I_p)x$ and $z^d \triangleq [(z_1^d)^T \dots (z_m^d)^T]^T$ where \otimes is the Kronecker product operator, and I_p denotes the $p \times p$ identity matrix.

We make the following two assumptions regarding z^d to avoid ill-posedness:

1. We assume $z^d \in \mathcal{R}(D^T \otimes I_p)$ where \mathcal{R} denotes range space. This requirement is necessary to ensure that there exists agent positions in \mathbb{R}^p that achieve the desired formation.
2. We assume $\|z_k^d\| > 0$ for all k .

All agents have access to the static vector z^d , but only the leaders possess knowledge of λ^* . Thus we seek a control strategy for the leaders and the followers that achieves the desired group behavior (3)–(4), relies only on local relative position information, and does not depend on λ^* in the case of the followers.

Observe that our approach is a *displacement-based* algorithm and thus we require all agents to have access to a global reference frame, see Oh & Ahn (2010) for a review of formation control methods. We note that, in practice, it can be difficult to establish a global reference frame but this can be accomplished using, e.g., a global position system.

3 Formation Scaling with Communication Between Agents

For the case with interagent communication, we assume only one leader, and thus agents $1, \dots, n-1$ are followers while agent n is the leader. Extending the results to more than one leader is straightforward. We endow each agent with a local (time-varying) formation scalar λ_i , and define $\lambda_n \equiv \lambda^*$. We let $\lambda = [\lambda_1 \dots \lambda_n]^T$. In addition to (3)–(4), we desire that each agent's formation scaling factor reach λ^* in the limit, i.e.

$$\lim_{t \rightarrow \infty} |\lambda_i - \lambda^*| = 0, \quad i = 1, \dots, n. \quad (5)$$

We begin by defining a linear controller for the input f_i to each agent:

$$f_i = - \sum_{j=1}^m d_{ij} (z_j - z_j^d \lambda_i) - \kappa_i v_i \quad (6)$$

where $\kappa_i > 0$ is a damping coefficient. Let $\mathbf{1}_n$ denote the length n column vector of all ones and define

$$\Gamma := \begin{bmatrix} \sum_{j=1}^m d_{1j} z_j^d & & 0 \\ & \ddots & \\ 0 & & \sum_{j=1}^m d_{nj} z_j^d \end{bmatrix} \quad (7)$$

which can be written compactly as $\Gamma := \text{diag}\{(D \otimes I_p)z^d\} \cdot (I_n \otimes \mathbf{1}_p)$ where the $\text{diag}\{\cdot\}$ operation converts a vector into a diagonal matrix with the elements of the vector along the diagonal. Then (6) can be written in matrix form as

$$f = -(D \otimes I_p)z + \Gamma \lambda - (K \otimes I_p)v \quad (8)$$

where $K := \text{diag}\{[\kappa_1 \ \dots \ \kappa_n]\}$ and $f = [f_1^T \ \dots \ f_n^T]^T$.

Given that $\lambda_n \equiv \lambda^*$ is constant, we now seek to design an update rule for $\lambda_1, \dots, \lambda_{n-1}$. Suppose agents are capable of communicating a scalar quantity to other agents. One obvious approach allows the leader agent to communicate the desired formation scale to its neighbors, who in turn communicate the desired scale to their neighbors, etc. This approach requires each agent to know *a priori* which neighboring agent forms a path to the leader, may not be robust to dropped communication links, and does not adapt well to a reassignment of the leader since a different communication tree is required for each possible leader agent. We now present an alternative approach in which a communication structure and update rule are designed to address these shortcomings.

Suppose each agent can share its formation scaling factor with neighboring agents as defined by a *communication* graph with n nodes labeled ν_1, \dots, ν_n where an edge points from agent i to agent j if i has access to j 's scaling factor, and this edge is denoted by (ν_i, ν_j) . We will assume there exists a directed path from any node ν_i to the leader for all $i \neq n$ (in the undirected case, this condition is equivalent to connectedness). We denote the communication graph by $\mathcal{G} = (\mathcal{V}, \mathcal{E})$ where $\mathcal{V} = \{\nu_1, \dots, \nu_n\}$ is the vertex set of the graph and $\mathcal{E} \subset \mathcal{V} \times \mathcal{V}$ is the edge set of the graph. Let $\Gamma_i = (D_i \otimes I_p)z^d$ be the $p \times 1$ block of Γ corresponding to agent i 's control input where D_i indicates the i th row of the incidence matrix D , and define tunable parameters $\alpha_{ij} \geq 0$ for $i, j = 1, \dots, n$ such that $\alpha_{ij} > 0$ iff $(\nu_i, \nu_j) \in \mathcal{E}$. We propose the following control strategy:

$$\dot{\lambda}_i = - \sum_{j \in N_i^c} \alpha_{ij} (\lambda_i - \lambda_j) - \beta p_i^{-1} \Gamma_i^T v_i \quad (9)$$

for $i = 1 \dots n - 1$ where β is a tunable, scalar parameter such that $\beta \geq 0$, $N_i^c = \{j : (\nu_i, \nu_j) \in \mathcal{E}\}$, and p_i is a positive scalar designed below to ensure

stability. This control strategy is intuitively appealing because it includes an agreement expression among the scaling parameters and an additional term dependent on the velocity.

Define

$$\tilde{z} := z - \lambda^* z^d \quad (10)$$

and

$$\tilde{\lambda} := (\lambda - \lambda^* \mathbf{1}_n). \quad (11)$$

Let $\underline{\lambda}$ and $\tilde{\underline{\lambda}}$ be λ and $\tilde{\lambda}$ with the last element removed, i.e.

$$\underline{\lambda} = [\lambda_1 \ \lambda_2 \ \dots \ \lambda_{n-1}]^T \quad (12)$$

and

$$\tilde{\underline{\lambda}} = (\underline{\lambda} - \lambda^* \mathbf{1}_{n-1}). \quad (13)$$

Then objectives (3)–(5) amount to asymptotic stability of the origin for the closed loop system with state

$$X = [v^T \ \tilde{z}^T \ \tilde{\underline{\lambda}}^T]^T. \quad (14)$$

Let L be the $n \times n$ matrix defined by

$$l_{ij} = \begin{cases} \sum_{k=1, k \neq i}^n \alpha_{ik}, & i = j \\ -\alpha_{ij}, & i \neq j. \end{cases} \quad (15)$$

Since agent n does not update its scaling factor via feedback, we set the last row of L to 0. L is called the graph Laplacian of the communication graph, and when we refer to the graph Laplacian of a given graph with edge weights, we imply the above construction.

Define \bar{L} to be L with the last row removed, and define \underline{L} to be L with the last row and the last column removed. Also, let $\underline{\Gamma}$ be equal to Γ with the last column removed, and let $P = \text{diag}\{[p_1 \ \dots \ p_{n-1}]\}$. Then (36) can be written in matrix form as

$$\dot{\underline{\lambda}} = \dot{\tilde{\underline{\lambda}}} = -\bar{L}\underline{\lambda} - \beta P^{-1} \underline{\Gamma}^T v \quad (16)$$

$$= -\bar{L}\tilde{\underline{\lambda}} + \bar{L}\lambda^* \mathbf{1}_n - \beta P^{-1} \underline{\Gamma}^T v \quad (17)$$

$$= -\underline{L}\tilde{\underline{\lambda}} - \beta P^{-1} \underline{\Gamma}^T v, \quad (18)$$

where we use the fact that $L\mathbf{1}_n = \mathbf{0}_n$ and hence $\bar{L}\mathbf{1}_n = \mathbf{0}_{n-1}$ where $\mathbf{0}_n$ denotes the length n column vector of all zeros.

It is apparent from (8) that

$$\ddot{x} = f = -(D \otimes I_p)z + \Gamma\lambda - (K \otimes I_p)v \quad (19)$$

$$= -(D \otimes I_p)\tilde{z} - \lambda^*(D \otimes I_p)z^d + \Gamma\tilde{\lambda} + \lambda^*\Gamma\mathbf{1}_n - (K \otimes I_p)v \quad (20)$$

This gives

$$\dot{v} = -(D \otimes I_p)\tilde{z} + \Gamma\tilde{\lambda} - (K \otimes I_p)v. \quad (21)$$

Because $\tilde{\lambda}_n = 0$, (21) can be written as

$$\dot{v} = -(D \otimes I_p)\tilde{z} + \underline{\Gamma}\tilde{\lambda} - (K \otimes I_p)v. \quad (22)$$

Let $0_{n \times m}$ denote the $n \times m$ matrix all zeros. When the dimensions are clear, the subscript is omitted. The dynamics of (8) and (38) can then be formulated as a homogenous linear system

$$\dot{X} = \begin{bmatrix} -K \otimes I_p & -D \otimes I_p & \underline{\Gamma} \\ D^T \otimes I_p & 0 & 0 \\ -\beta P^{-1} \underline{\Gamma}^T & 0 & -\underline{L} \end{bmatrix} X \quad (23)$$

evolving on the following invariant subspace of $\mathbb{R}^{(n+m)p+n-1}$:

$$S_X = \{(v, \tilde{z}, \tilde{\lambda}) : v \in \mathbb{R}^{np}, \tilde{z} \in \mathcal{R}(D^T \otimes I_p), \tilde{\lambda} \in \mathbb{R}^{n-1}\}. \quad (24)$$

To facilitate the proof of the stability of (23), we now introduce a generalization of Lemma 10.36 in Mesbahi & Egerstedt (2010) to the case of a directed communication topology.

Lemma 1. *All eigenvalues of \underline{L} are in the open right half plane.*

Proof. Let $B(a, R)$ be the closed disk of radius R centered at a . The Gershgorin circle theorem states that all eigenvalues of \underline{L} are located in the union of the following $n - 1$ disks:

$$B_i \left(l_{ii}, \sum_{j=1, j \neq i}^{n-1} |l_{ij}| \right), i = 1, \dots, n - 1. \quad (25)$$

But $l_{ii} \geq -\sum_{j=1, j \neq i}^{n-1} |l_{ij}|$, so the union of the $n - 1$ disks lie in the closed right half plane and may only intersect the $j\omega$ -axis at the origin. It remains to show that \underline{L} does not have a zero eigenvalue. As a proof by contradiction, assume \underline{L} has a nontrivial nullspace such that $\underline{L}w = 0$ for some nontrivial w . Because the last row of L is $\mathbf{0}_n^T$, we have $[w^T \ 0]^T \in \mathcal{N}(L)$ where \mathcal{N} denotes null space. By our assumption that the communication graph contains a directed spanning tree, the rank of L is $n - 1$ Olfati-Saber et al. (2007). Therefore, $\{\mathbf{1}\}$ forms a basis for the nullspace of L , forming a contradiction. \square

We require the p_i s in (36) to be chosen such that

$$\underline{L}^T P + P \underline{L} > 0 \quad (26)$$

where P is a diagonal matrix with the p_i s along the diagonal. A diagonal solution $P > 0$ to (26) exists because \underline{L} has nonnegative diagonal and nonpositive off-diagonal entries and eigenvalues in the open right half plane (Berman & Plemmons (1994), Chapter 6, Theorem 2.3).

In many practical cases, p_i can be taken to be 1 for all i . In particular, if the subgraph induced by removing the leader agent and its edges is *balanced* (i.e., $\sum_{j=1, j \neq i}^n \alpha_{ji} = \sum_{j=1, j \neq i}^{n-1} \alpha_{ij}$), then $\underline{L}^T + \underline{L}$ is positive definite and P can be taken to be the identity as shown in the following corollary. This encompasses any case in which the communication graph is bidirectional.

Corollary 1. *Let \mathcal{G}_l be the subgraph of the communication graph induced by removing the leader agent. If \mathcal{G}_l is balanced, then $\underline{L}^T + \underline{L} > 0$.*

Proof. Let E be the set of edges connected to node n in \mathcal{G} with the same edge weighting but with the head and tail of these edges reversed. Define $\mathcal{G}^* := (\mathcal{V}, \mathcal{E} \cup E)$, i.e. \mathcal{G}^* is the communication graph with additional edges pointing towards the leader node. By construction, \mathcal{G}^* is balanced. Let L^* be the graph Laplacian corresponding to \mathcal{G}^* . Note that \underline{L} is also equal to L^* with the last row and column removed. Because \mathcal{G}^* is balanced, $L_s^* = L^* + (L^*)^T \geq 0$ Olfati-Saber & Murray (2004). Note that $\underline{L}_s = \underline{L} + \underline{L}^T$ is a principle subminor of L_s^* , hence $\underline{L}_s \geq 0$. Also note that, because \mathcal{G}^* is balanced, $\mathbf{1}^T$ is a left eigenvector of L_s^* . As a proof by contradiction, suppose \underline{L}_s has a nontrivial nullspace such that $\underline{L}w = 0$ for some nontrivial w . Because $\mathbf{1}^T L_s^* = \mathbf{0}$, we see that the last row of L_s^* is a linear combination of the remaining rows, and hence $y = [w^T \ 0]^T \in \mathcal{N}(L_s^*)$. But $\{\mathbf{1}\}$ forms a basis for the nullspace of L_s^* , a contradiction. \square

Theorem 1. *The origin of (23)–(63) with P selected as in (26) is asymptotically stable.*

Proof. Case 1. ($\beta > 0$) We construct a Lyapunov function

$$V = \frac{1}{2}(v^T v + \tilde{z}^T \tilde{z} + \beta^{-1} \tilde{\lambda}^T P \tilde{\lambda}) \geq 0. \quad (27)$$

Let $Q := \underline{L}^T P + P \underline{L}$.

Then

$$\dot{V} = v^T \left[(-K \otimes I_p)v + (-D \otimes I_p)\tilde{z} + \underline{\Gamma}\tilde{\lambda} \right] \quad (28)$$

$$\begin{aligned} &+ \tilde{z}^T (D^T \otimes I_p)v + \frac{1}{2}\beta^{-1}\tilde{\lambda}^T P \left[-\beta P^{-1}\underline{\Gamma}^T v - \underline{L}\tilde{\lambda} \right] \\ &+ \frac{1}{2}\beta^{-1} \left[-\beta P^{-1}\underline{\Gamma}^T v - \underline{L}\tilde{\lambda} \right]^T P \tilde{\lambda} \end{aligned}$$

$$= (1 - \beta^{-1}\beta)v^T \underline{\Gamma}\tilde{\lambda} - v^T (K \otimes I_p)v - \beta^{-1}\frac{1}{2}\tilde{\lambda}^T Q \tilde{\lambda} \quad (29)$$

$$= -v^T (K \otimes I_p)v - \tilde{\lambda}^T \left(\beta^{-1}\frac{1}{2}Q \right) \tilde{\lambda} \leq 0. \quad (30)$$

We now use LaSalle's invariance principle. Note that $\dot{V} \equiv 0$ means $v \equiv \mathbf{0}$, $\tilde{\lambda} \equiv \mathbf{0}$. From (23), this implies $\tilde{z} \in \mathcal{N}(D \otimes I_p)$ for all t . Recalling that $\tilde{z} \in \mathcal{R}(D^T \otimes I_p) = \mathcal{N}(D \otimes I_p)^\perp$, we see that $\tilde{z} \equiv \mathbf{0}$. Hence, $\dot{V} \equiv 0$ iff $\tilde{z} \equiv \mathbf{0}$,

$\tilde{\lambda} \equiv \mathbf{0}$, and $\tilde{z} \equiv \mathbf{0}$. Therefore, $X = \mathbf{0}$ is asymptotically stable.

Case 2. ($\beta = 0$) The resulting transition matrix of (23) is then upper triangular, and therefore the system is asymptotically stable iff the subsystems

$$\begin{bmatrix} \dot{v} \\ \dot{\tilde{z}} \end{bmatrix} = \begin{bmatrix} -K \otimes I_p & -D \otimes I_p \\ D^T \otimes I_p & 0 \end{bmatrix} \begin{bmatrix} v \\ \tilde{z} \end{bmatrix} \quad (31)$$

and

$$\dot{\tilde{\lambda}} = -\underline{L}\tilde{\lambda} \quad (32)$$

are asymptotically stable. (32) is clearly asymptotically stable, and (31) can be seen to be asymptotically stable by a Lyapunov argument and again invoking LaSalle's invariance principle: Let $V_1 = v^T v + \tilde{z}^T \tilde{z} \geq 0$. Then $\dot{V}_1 = -v(K \otimes I_p)v \leq 0$. Again recalling that $\tilde{z} \in \mathcal{R}(D^T \otimes I_p)$, from (31) we see that $v \equiv \mathbf{0}$ only if $(D \otimes I_p)\tilde{z} \equiv \mathbf{0}$, which implies $\tilde{z} \equiv \mathbf{0}$. Therefore, $X = \mathbf{0}$ is asymptotically stable. \square

4 Formation Scaling via the Single Link Method

We introduce the following strategy for the leader agents:

$$f_i = - \sum_{j=1}^m d_{ij}(z_j - z_j^d \lambda^*) - \kappa v_i, \quad i \in \mathcal{I}_L \quad (33)$$

where $\kappa > 0$ is a damping coefficient. Note that d_{ij} is either 0, 1, or -1 , and is only nonzero when z_j is an edge connected to node i . Thus f_i in (33) is a function of only the position of neighboring agents and therefore is a distributed control strategy. Towards developing a strategy for the follower agents, we now construct a directed subgraph of the sensing graph with the following properties:

- The subgraph contains all the vertices and a (directed) subset of the edges of the sensing graph.
- Each follower node is the head of exactly one edge. The leaders are the head of no edge.
- A directed path exists to each follower node originating from a leader node.

In the case of one leader, this subgraph is a directed spanning tree rooted at the leader. We call this graph the *monitoring* graph. We have assumed the follower nodes are indexed first, and without loss of generality, we now index the edges of the sensing graph such that for each edge of the monitoring graph, the index of the corresponding edge in the sensing graph matches the head node index from the monitoring graph. We arbitrarily index the remaining edges. Thus vectors z_1, \dots, z_{n_f} correspond to the monitoring edges of agents $1, \dots, n_f$, respectively. Fig. 1 shows an example of a formation with the sensing graph, one possible construction of the monitoring graph, and the induced edge indexing scheme.

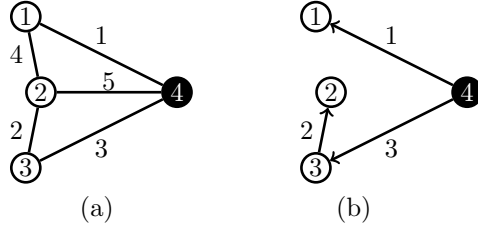


Figure 1: (a) 4-agent, 5-edge sensing graph where agent 4 is the leader with edge indexing based on the monitoring graph. (b) One possible monitoring graph constructed from the sensing graph.

The proposed update rule for the follower agents is

$$f_i = - \sum_{j=1}^m d_{ij} (z_j - z_j^d \lambda_i) - \kappa v_i, \quad i \in \mathcal{I}_F \quad (34)$$

where

$$\lambda_i \triangleq \frac{1}{\|z_i^d\|^2} (z_i^d)^T z_i. \quad (35)$$

This means that each follower agent i monitors one edge (edge i) to gain a sense of the value of λ^* and employs (35) as an estimate. We let

$$\Delta \triangleq \begin{bmatrix} \sum_{j=1}^m d_{1j} \frac{1}{\|z_1^d\|^2} z_j^d (z_1^d)^T & & 0 \\ & \ddots & \\ 0 & & \sum_{j=1}^m d_{n_f j} \frac{1}{\|z_{n_f}^d\|^2} z_j^d (z_{n_f}^d)^T \end{bmatrix} \quad (36)$$

and

$$\tilde{z} \triangleq z - z^d \lambda^*, \quad (37)$$

and we write the strategies (33) and (34) in matrix form as

$$\dot{v} = -\kappa v - (D \otimes I_p) \tilde{z} + \begin{bmatrix} \Delta & 0 \\ 0 & 0 \end{bmatrix} \tilde{z}. \quad (38)$$

where we have used $(D_f \otimes I_p) z^d = [\Delta \ 0] z^d$ with D_f consisting of the first n_f rows of D , i.e. we decompose D as

$$\begin{bmatrix} D_f \\ D_l \end{bmatrix} \triangleq D \quad (39)$$

where D_f includes the rows of D corresponding to the followers and D_l includes the rows corresponding to the leaders. Observing that

$$\dot{\tilde{z}} = (D^T \otimes I_p)v, \quad (40)$$

we see that we are interested in the stability of the origin of $[v^T \quad \tilde{z}^T]^T$ where the dynamics of the system are given by (38)–(40). It is easy to see that $\mathcal{R}(D^T \otimes I_p)$ is invariant under the dynamics of (40). Furthermore, z^d is designed such that $z^d \in \mathcal{R}(D^T \otimes I_p)$, hence for our physical setup in which z represents relative displacement among a team of agents, \tilde{z} will evolve in the subspace $\mathcal{R}(D^T \otimes I_p)$.

While the stability of the overall dynamics governed by (38)–(40) can be determined using a number of techniques including direct calculation of eigenvalues, we propose a simple condition derived via application of the small-gain theorem as a certificate of stability. While this condition may be conservative, it provides an appealing geometric criterion that is easy to check using the formation geometry and eigenvalues of the graph Laplacian matrix. To this end, we consider (38)–(40) as the interconnection of two subsystems:

1. Subsystem 1:

$$\dot{v} = -\kappa v - (D \otimes I_p)\tilde{z} + u \quad (41)$$

$$\dot{\tilde{z}} = (D^T \otimes I_p)v \quad (42)$$

$$y = \tilde{z}. \quad (43)$$

2. Subsystem 2:

$$u = \begin{bmatrix} \Delta & 0 \\ 0 & 0 \end{bmatrix} y. \quad (44)$$

We have the following Lemmas:

Lemma 2. *Let μ_1, \dots, μ_{n-1} be the positive eigenvalues of the unweighted sensing graph Laplacian DD^T . Let*

$$\rho_i = \begin{cases} 1/\sqrt{\mu_i} & \text{if } \kappa \geq \sqrt{2\mu_i} \\ \frac{2\sqrt{\mu_i}}{\kappa\sqrt{4\mu_i - \kappa^2}} & \text{if } \kappa < \sqrt{2\mu_i} \end{cases} \quad (45)$$

for $i = 1, \dots, n-1$.

The \mathcal{L}_2 gain from u to y of subsystem 1 defined by (41)–(43) is

$$\gamma_1 = \max_i \{\rho_i\}. \quad (46)$$

Proof. We observe that the “ $\otimes I_p$ ” term only increases the multiplicity of a singular value and therefore it suffices to assume that $p = 1$ to determine γ_1 . Let $D = U\Sigma V^T$ be the singular value decomposition of D with $U \in \mathbb{R}^{n \times n}$, $V \in \mathbb{R}^{m \times m}$, and $\Sigma \in \mathbb{R}^{n \times m}$ where $\Sigma = \text{diag}\{\{\sqrt{\mu_i}\}_{i=0}^{n-1}\}$ and $\{\mu_i\}_{i=0}^{n-1}$ are the

eigenvalues of DD^T such that $0 = \mu_0 < \mu_1 \leq \mu_2 \leq \dots \leq \mu_{n-1}$. Note that if $m = n - 1$ (the minimum number of edges needed for a complete graph), then $\sqrt{\mu_0} = 0$ is not a singular value of D , thus we have $i_0 = 0$ if $n \geq m$, and $i_0 = 1$ otherwise.

We let $\bar{v} = U^T v$, $\bar{z} = V^T \tilde{z}$ and obtain the following decoupled system after a change of basis:

$$\dot{\bar{v}} = -\kappa \bar{v} - \Sigma \bar{z} + \bar{u} \quad (47)$$

$$\dot{\bar{z}} = \Sigma^T \bar{v} \quad (48)$$

$$\bar{y} = \bar{z} \quad (49)$$

where $\bar{u} = U^T u$ and $\bar{y} = V^T y$. Each decoupled system with nonzero output takes the form

$$\dot{\bar{v}}_i = -\kappa \bar{v}_i - \sqrt{\mu_i} \bar{z}_i + \bar{u}_i \quad (50)$$

$$\dot{\bar{z}}_i = \sqrt{\mu_i} \bar{v}_i \quad (51)$$

$$\bar{y}_i = \bar{z}_i \quad (52)$$

for $i = 1, \dots, n - 1$. Each of these subsystems has transfer function

$$G_i(s) = \frac{\sqrt{\mu_i}}{s^2 + \kappa s + \mu_i}, \quad (53)$$

each with \mathcal{L}_2 gain ρ_i given in (45). Using the fact that U and V are orthonormal and therefore do not alter the magnitude of the input u or the output y , the lemma follows. \square

Corollary 2. *Let μ_1 denote the smallest positive eigenvalue of DD^T and μ_{n-1} the largest. For $\kappa \geq \sqrt{2\mu_{n-1}}$, we have*

$$\gamma_1 = \frac{1}{\sqrt{\mu_1}}. \quad (54)$$

Lemma 3. *The \mathcal{L}_2 gain from y to u of subsystem 2 defined by (44) is*

$$\gamma_2 = \max_{i \in \mathcal{I}_F} \left\{ \frac{\left\| \sum_{j=1}^m d_{ij} z_j^d \right\|}{\|z_i^d\|} \right\}. \quad (55)$$

Proof. Since $\begin{bmatrix} \Delta & 0 \\ 0 & 0 \end{bmatrix}$ is a static matrix, it is clear that

$$\gamma_2 = \left\| \begin{bmatrix} \Delta & 0 \\ 0 & 0 \end{bmatrix} \right\|_2 \quad (56)$$

$$= \|\Delta\|_2 \quad (57)$$

which is simply the largest singular value of Δ . Since Δ is block diagonal, the singular values of Δ are just the singular values of the blocks. Each block is a dyad of the form

$$\left(\sum_{j=1}^m d_{ij} z_j^d \right) \left(\frac{1}{\|z_i^d\|^2} (z_i^d)^T \right) \quad (58)$$

for $i \in \mathcal{I}_F$. Therefore each block has one nonzero singular value equal to the product of the norms of the column vector and the row vector which form the dyad, i.e. the nonzero singular values of Δ are

$$\left\{ \left\| \sum_{j=1}^m d_{ij} z_j^d \right\| \cdot \frac{1}{\|z_i^d\|} \right\}, \quad i \in \mathcal{I}_F. \quad (59)$$

□

Theorem 2. *Let ρ_i be defined as in (45). Then the control strategy (33) and (34) achieves the desired group behavior (3) and (4) if*

$$\max_i \{\rho_i\} \cdot \max_{i \in \mathcal{I}_F} \left\{ \frac{\left\| \sum_{j=1}^m d_{ij} z_j^d \right\|}{\|z_i^d\|} \right\} < 1. \quad (60)$$

Proof. Using Lemma 2, Lemma 3 and applying the small-gain theorem, see e.g. Khalil (2002), we conclude that without exogenous input, both u and y are \mathcal{L}_2 functions. Because both subsystem 1 and subsystem 2 are linear, u and y are uniformly continuous, and, applying Barbalat's Lemma, we conclude $y \rightarrow 0$. □

A combination of Theorem 2 and Corollary 2 leads to the following:

Corollary 3. *Let μ_1 be the smallest positive eigenvalue of DD^T and let μ_{n-1} be the largest eigenvalue. If $\kappa \geq \sqrt{2\mu_{n-1}}$ and*

$$\frac{1}{\sqrt{\mu_1}} \cdot \max_{i \in \mathcal{I}_F} \left\{ \frac{\left\| \sum_{j=1}^m d_{ij} z_j^d \right\|}{\|z_i^d\|} \right\} < 1, \quad (61)$$

then the control strategy (33) and (34) achieves the desired group behavior (3) and (4).

We note that when the above condition fails, stability of the single link method can be checked using other traditional approaches (eigenvalue calculation, etc.), and the proposed algorithm still offers a novel formation control strategy.

5 Adding Memory to the Scaling Estimate

We note that it is easy to add dynamics to the follower agents' estimates of the desired formation scaling without qualitatively altering the results from Section 4. This may be desirable to prevent large fluctuations in the “estimate” of λ^* given by (35) during transient periods when the agents may be far from the desired configuration. Suppose each follower agent possesses a dynamic local formation scalar λ_i for $i \in \mathcal{I}_F$ which serves as a local estimate of λ^* . Define

$$\lambda \triangleq [\lambda_1 \quad \dots \quad \lambda_{n_f}]. \quad (62)$$

We now propose a control strategy to drive λ_i to λ^* for $i \in \mathcal{I}_F$. For the follower agents, let

$$f_i = - \sum_{j=1}^m d_{ij} (z_j - z_j^d \lambda_i) - \kappa v_i, \quad i \in \mathcal{I}_F \quad (63)$$

with

$$\dot{\lambda}_i = -\alpha \left(\lambda_i - \frac{(z_i^d)^T z_i}{\|z_i^d\|^2} \right), \quad i \in \mathcal{I}_F \quad (64)$$

where $\alpha \in (0, \infty)$. To write the system in block form, define the following:

$$\Delta_1 \triangleq \begin{bmatrix} \sum_{j=1}^m d_{1j} z_j^d & & 0 \\ & \ddots & \\ 0 & & \sum_{j=1}^m d_{n_f j} z_j^d \end{bmatrix} \quad (65)$$

$$\Delta_2 \triangleq \begin{bmatrix} \frac{1}{\|z_1^d\|^2} (z_1^d)^T & & 0 \\ & \ddots & \\ 0 & & \frac{1}{\|z_{n_f}^d\|^2} (z_{n_f}^d)^T \end{bmatrix}. \quad (66)$$

We can then write (33), (63), and (64) in matrix form as

$$\dot{v} = -\kappa v - (D \otimes I_p) \tilde{z} + \begin{bmatrix} \Delta_1 \\ 0_{n_f p \times n_f} \end{bmatrix} \tilde{\lambda} \quad (67)$$

$$\dot{\tilde{z}} = (D^T \otimes I_p) v \quad (68)$$

$$\dot{\tilde{\lambda}} = -\alpha \tilde{\lambda} + [\Delta_2 \quad 0_{n_f \times (m-n_f)p}] \tilde{z} \quad (69)$$

where we shift the equilibrium to the origin by defining $\tilde{\lambda} = \lambda - \lambda^* \mathbf{1}$. We depict system (67)–(69) as the interconnection of two subsystems as in Fig 2.

We again apply the small-gain theorem to these two subsystems to determine the stability of (67)–(69). Observing that the H_∞ gain of the lower subsystem is obtained when $s = 0j$ and that $\Delta_1 \Delta_2 = \Delta$, we obtain the following lemma:

Lemma 4. *The \mathcal{L}_2 gain from y to u of*

$$u = \begin{bmatrix} \Delta_1 \\ 0 \end{bmatrix} \begin{bmatrix} \frac{\alpha}{s+\alpha} & 0 \\ 0 & \ddots \end{bmatrix} [\Delta_2 \quad 0] y \quad (70)$$

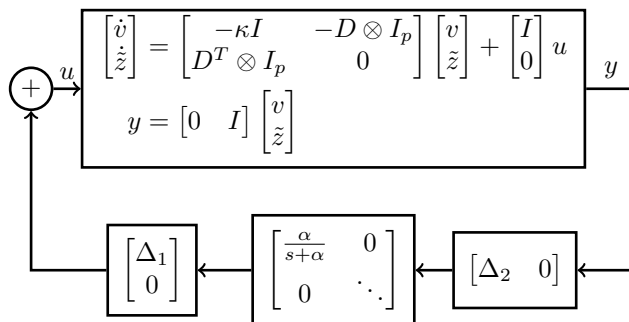


Figure 2: System (67)–(69) as the interconnection of two subsystems.

is

$$\gamma_2 = \max_{i \in \mathcal{I}_F} \left\{ \frac{\left\| \sum_{j=1}^m d_{ij} z_j^d \right\|}{\|z_i^d\|} \right\}. \quad (71)$$

Substituting Lemma 4 for Lemma 3, we see that Theorem 2 and Corollary 3 still hold if the followers use λ update rule (64) with control strategy (63).

6 Formation Scaling via the Multiple Link Method

We again assume that the leader agents use strategy (33). We define

$$\lambda_j \triangleq \frac{1}{\|z_j^d\|^2} (z_j^d)^T z_j \quad (72)$$

and propose the following strategy for the follower agents:

$$f_i = - \sum_{j=1}^m d_{ij} (z_j - z_j^d \lambda_j) - \kappa v_i, \quad i \in \mathcal{I}_F. \quad (73)$$

The difference between (73) and (34) is that in (73), the estimate of λ^* changes for each link within the summation, whereas in (34), one link was assigned to each agent in order to estimate λ^* . Let

$$P_j \triangleq \frac{1}{\|z_j^d\|^2} z_j^d (z_j^d)^T \quad (74)$$

be the orthogonal projection matrix onto

$$S_j \triangleq \text{span}\{z_j^d\} \subset \mathbb{R}^p. \quad (75)$$

Let

$$Q_j = I_p - P_j \quad (76)$$

be the orthogonal projection onto S_j^\perp where $^\perp$ denotes orthogonal complement. Also let

$$P \triangleq \begin{bmatrix} P_1 & & 0 \\ & \ddots & \\ 0 & & P_m \end{bmatrix} \quad (77)$$

$$Q \triangleq I_{pm} - P, \quad (78)$$

observing that P is the orthogonal projection matrix onto

$$S \triangleq S_1 \times \cdots \times S_m = \prod_{j=1}^m S_j \subset \mathbb{R}^{mp} \quad (79)$$

and Q is the orthogonal projection onto S^\perp . Let

$$D_Q \triangleq \begin{bmatrix} (D_f \otimes I_p)Q \\ (D_l \otimes I_p) \end{bmatrix}. \quad (80)$$

Then we can rewrite (73) as

$$f_i = - \sum_{j=1}^m d_{ij} Q_j z_j - \kappa v_i, \quad i \in \mathcal{I}_F. \quad (81)$$

Observing that $Qz^d = 0$, we can combine the leader and follower strategies and write (33) and (73) in matrix form as

$$\dot{v} = -D_Q \tilde{z} - \kappa v. \quad (82)$$

We first explore the case in which we do not have any leaders, which is interesting in its own right and offers insight into the geometric requirements for ensuring that the scaled formation is attained.

Lemma 5. *Suppose there are no leader agents, i.e. $D_Q = (D \otimes I_p)Q$. Then strategy (81) asymptotically converges to a scaling of the desired formation z^d for all initial conditions if and only if*

$$\mathcal{R}(D^T \otimes I_p) \cap S = \text{span}\{z^d\}. \quad (83)$$

Proof. With no leaders, we let $\lambda^* = 0$ without loss of generality and then $z = \tilde{z}$.

(if) Let $V \triangleq \frac{1}{2}(v^T v + z^T Qz)$ be a Lyapunov function for the system. Recalling that $\dot{z} = (D^T \otimes I_p)v$, we have $\dot{V} = -\kappa v^T v \leq 0$. Applying LaSalle's principle, we see that $v \equiv 0$ only if $(D \otimes I_p)Qz = 0 \implies Qz \in \mathcal{N}(D \otimes I_p)$. But also $z \in \mathcal{R}(D^T \otimes I_p) = \mathcal{N}(D \otimes I_p)^\perp$. Therefore, if $v \equiv 0$, we have $\|Qz\|^2 = z^T Q^T Qz = z^T (Qz) = 0$, and thus $z \in \mathcal{N}(Q) = S$. By condition (83), we have $z \in \text{span}\{z^d\}$.

(only if) If we assume that condition (83) does not hold, then there exists a z^* such that $z^* \in \mathcal{R}(D^T \otimes I_p) \cap S$ and $z^* \notin \text{span}\{z^d\}$. Since $z^* \in S$ and Q is the orthogonal projection onto S^\perp , $Qz^* = 0$ and therefore $v = 0$, $z = z^*$ is an equilibrium of (81), but z^* is not a scaling of the desired formation. \square

Via the proof of Lemma 5, we see that strategy (73) ensures that $\lim_{t \rightarrow \infty} z \in S$, i.e. that each edge specified in the formation obtains the correct direction in the limit. Thus, to ensure that a scaling of the desired formation is obtained, we must ensure that if all formation edges z_j are constrained to have the prescribed direction of z_j^d , then it must be that all edges have the same scaling of z_j^d , and this condition is captured explicitly in (83). A formation specification satisfying this condition is said to be *parallel rigid* and has been studied primarily in the computer aided design literature, see e.g. Servatius & Whiteley (1999). If z is such that $z \in \mathcal{R}(D^T \otimes I_p) \cap S$, then z is said to be a *parallel redrawing* of z^d , and z is a *trivial parallel redrawing* if $z = \alpha z^d$ for some $\alpha \in \mathbb{R}$. Thus a formation is parallel rigid (i.e. satisfies (83)) if and only if all parallel redrawings are trivial. There exists a duality between the concepts of parallel rigidity and the more standard distance-based rigidity, see Eren (2007) and Eren et al. (2004) for details.

Theorem 3. *With at least one leader, the control strategy (33) for the leaders and the multiple link method (73) for the followers achieves the desired group behavior (3)–(4) for sufficiently large κ if and only if the equilibrium subspace $\mathcal{R}(\mathbf{1}^T \otimes I_p)$ of the auxiliary system*

$$\dot{\xi} = -D_Q(D^T \otimes I_p)\xi \quad (84)$$

is asymptotically stable.

Proof. We consider the asymptotic stability of the origin of

$$\dot{v} = -\kappa v - D_Q \tilde{z} \quad (85)$$

$$\dot{\tilde{z}} = (D^T \otimes I_p)v. \quad (86)$$

(if) Let

$$A = \begin{bmatrix} -\kappa I_{np} & -D_Q \\ (D^T \otimes I_p) & 0_{mp \times mp} \end{bmatrix}. \quad (87)$$

We have that the system (85)–(86) evolves in the subspace $\tilde{z} \in \mathcal{R}(D^T \otimes I_p)$, thus $\mathcal{R}(W)$ with

$$W = \begin{bmatrix} I & 0 \\ 0 & D^T \otimes I_p \end{bmatrix} \quad (88)$$

is an A -invariant subspace. Rather than investigate the dynamics of (85)–(86) directly, we can instead consider the dynamics in this A -invariant space. To this end, note that $AW = WC$ with

$$C = \begin{bmatrix} -\kappa I & -D_Q(D^T \otimes I_p) \\ I & 0 \end{bmatrix}. \quad (89)$$

Thus, we can consider the stability properties of

$$\dot{\eta} = C\eta, \quad (90)$$

keeping in mind that

$$\mathcal{N}(C) = \mathcal{N}(W) = \mathcal{R}\left([0 \quad (\mathbf{1}^T \otimes I_p)]^T\right) \quad (91)$$

is nontrivial. In particular, (85)–(86) restricted to the subspace $\mathcal{R}(W)$ is asymptotically stable if and only if the equilibria subspace $\mathcal{N}(W)$ of (90) is asymptotically stable. Via block matrix inversion formulae using Schur complements, we have that the characteristic polynomial of C is

$$\det(sI - C) = \det(s^2I + \kappa sI + D_Q(D^T \otimes I_p)) \quad (92)$$

$$= \prod_{i=1}^{mp} (s^2 + \kappa s - \mu_i(-D_Q(D^T \otimes I_p))) \quad (93)$$

where $\mu_i(-D_Q(D^T \otimes I_p))$ is the i th eigenvalue of $-D_Q(D^T \otimes I_p)$. Thus each eigenvalue of $-D_Q(D^T \otimes I_p)$ generates two eigenvalues of C , specifically

$$\mu_{i^+, i^-} = \frac{-\kappa \pm \sqrt{\kappa^2 + 4\mu_i(-D_Q(D^T \otimes I_p))}}{2}. \quad (94)$$

In general, $\text{Re}[\mu_i] < 0$ does not imply $\text{Re}[\mu_{i^+, i^-}] < 0$, however this implication is true if

$$\kappa > \sqrt{\frac{\text{Im}[\mu_i]^2}{|\text{Re}[\mu_i]|}}. \quad (95)$$

By assumption, $-D_Q(D^T \otimes I_p)$ has p eigenvalues at 0 and the rest are in the open left half plane. Thus, if κ satisfies (95) for all nonzero μ_i , then the p zero eigenvalues of $-D_Q(D^T \otimes I_p)$ will generate p zero eigenvalues of C corresponding to the equilibria subspace $\mathcal{N}(W)$, and the remaining eigenvalues will be in the open left half plane.

(only if) Via (94), it is clear that if $\text{Re}[\mu_i] \geq 0$, then this μ_i corresponds to an eigenvalue of (87) with real part greater than or equal to zero. Thus if (84) has additional unstable modes, this will correspond to unstable modes of (87). \square

When we introduce leaders, (83) is no longer a necessary condition for stability and is thus not an assumption in Theorem 3, but we can modify (83) slightly and obtain the following necessary condition:

With at least one leader, the following is a necessary condition for the system defined by (82) and (40) to achieve the desired group behavior (3)–(4):

$$\mathcal{R}(D^T \otimes I_p) \cap S \cap \mathcal{N}(D_l \otimes I_p) = \{\mathbf{0}\}. \quad (96)$$

Thus, we see that (83) is most valuable as a design tool for use with the multiple link method as is seen in the following corollary:

Corollary to Lemma 5 *If (83) is satisfied for the case with no leaders, then converting at least one follower to a leader removes ($\tilde{z} \in \text{span}\{z^d\}, v = \mathbf{0}$) from the equilibrium subspace of (82) and (40) for almost all desired formations z^d (i.e., except a set of measure zero).*

Proof. First, observe that there exists some $\bar{z} \in \mathcal{R}(D^T \otimes I_p)$ such that $(D_l \otimes I_p)\bar{z} \neq \mathbf{0}$: if not, then $(D_l \otimes I_p)(D^T \otimes I_p)\xi = \mathbf{0}$ for all ξ , which implies $(D_l D_l^T \otimes I_p)\eta = \mathbf{0}$ for all η , which is a contradiction since it is easily verified that $D_l D_l^T > 0$ for connected graphs. Thus $\mathcal{N}(D_l \otimes I_p) \cap \mathcal{R}(D^T \otimes I_p)$ is a proper subspace of $\mathcal{R}(D^T \otimes I_p)$ and therefore the set of ξ such that $(D_l D^T \otimes I_p)\xi = \mathbf{0}$ has zero (Lebesgue) measure. Applying Lemma 5 and (96) gives the result. \square

The corollary shows that (89) and its geometric interpretation should be interpreted as a design methodology for designing desired formations. However, introducing leaders may create instabilities, thus we have Theorem 3. \square

7 Simulation Results

Example 1. Single link method with scaling estimate memory.

Consider the formation in the plane depicted in Fig. 1(a) where the direction of each edge is arbitrary, D corresponds to the chosen node and edge numbering and direction assignment, agent 4 is the leader, and the monitoring subgraph is shown in Fig. 1(b). We let

$$z^d = [-1 \quad 0.5 \quad 0.1 \quad 0.5 \quad -1 \quad -0.5 \quad 0.1 \quad -0.5 \quad 0.9 \quad 0]^T, \quad (97)$$

which is consistent with the shape depicted in Fig. 1(a). We have that $\mu_1 = 2$ is the smallest positive eigenvalue of DD^T and $\mu_3 = 4$ is the largest eigenvalue of DD^T . Now suppose we implement the control strategy (63) with λ update rule (64). If $\kappa \geq \sqrt{8}$, then, by Corollary 2,

$$\gamma_1 \leq \frac{1}{\sqrt{2}}. \quad (98)$$

Using the geometric condition presented in Lemma 4 we have that $\gamma_2 = 1.373$. Thus

$$\gamma_1 \gamma_2 = 1.373 \frac{1}{\sqrt{2}} = 0.971 < 1 \quad (99)$$

and therefore the system achieves the desired group behavior by Theorem 2 and its corollary. Fig. 3 shows simulation results for this case with $\lambda^* = 2$, $\lambda_i(0) = 1$ for $i = 1, \dots, n_f$, $\alpha = 1$, and the agents' initial positions initialized randomly.

Example 2. Dynamic desired formation scale.

While the results derived in this paper assume a static λ^* , it is clear that if λ^* does not change quickly or often with respect to the formation dynamics, then the desired scaling can be used to dynamically adjust the formation over time. We demonstrate this using the multiple link method in Figure 4. The formation

is initialized so that $z(0) = z^d(0)$ with $\lambda^*(t) = \begin{cases} 2, & t \in [0, 7.5) \\ 0.75, & t \in [7.5, 15]. \end{cases}$

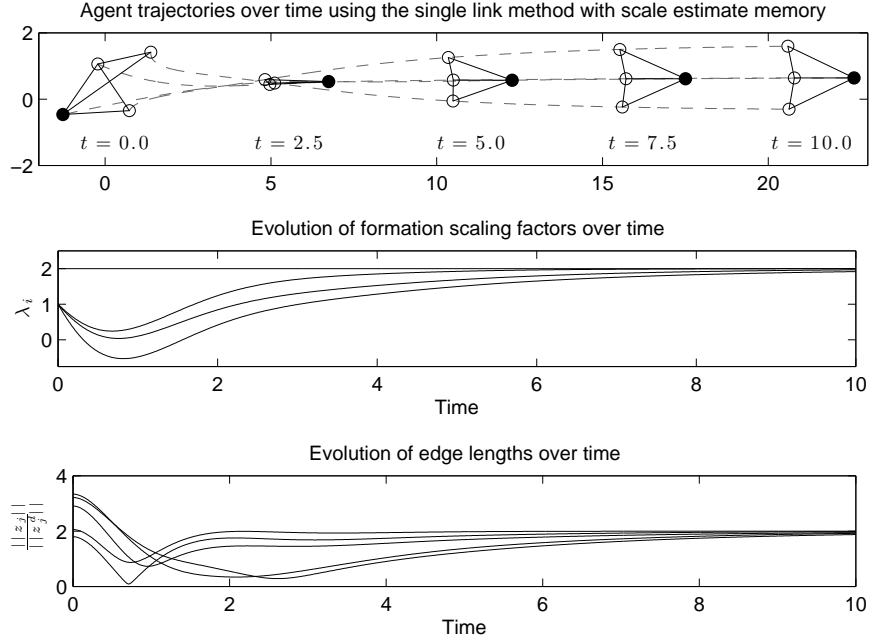


Figure 3: Simulation results for a 4-agent, 5-edge formation using the single link method with formation scale estimate memory. The shaded node indicates the leader.

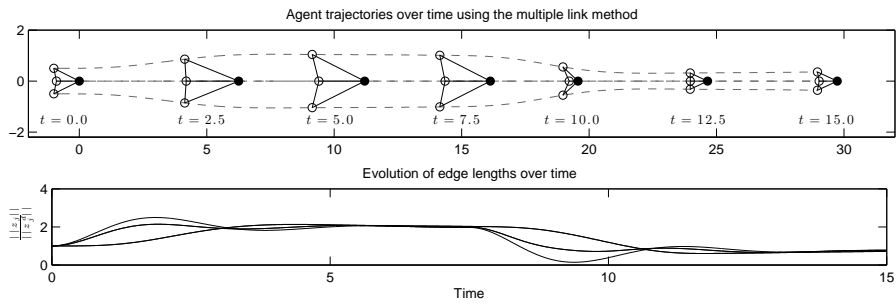


Figure 4: Simulation results for a 4-agent, 5-edge formation using the multiple link method in which the agents are initialized in the correct formation such that $z(0) = z^d(0)$ and $\lambda^* = 2$ on $t \in [0, 7.5]$ and $\lambda^* = 0.75$ on $t \in [7.5, 15]$. The shaded node indicates the leader.

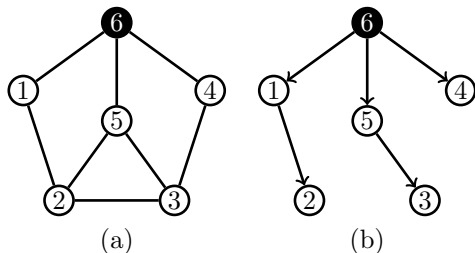


Figure 5: (a) Regular pentagon formation with (b) monitoring subgraph where agent 6 is the leader.

Example 3. Comparison of methods when condition (83) is and is not satisfied.

Consider the regular pentagon formation depicted in Fig. 5(a) with monitoring subgraph depicted in Fig. 5(b). This example formation does not satisfy (83). Indeed, Fig. 6 shows that, while both methods are stable, the multiple link method does not reach the desired scaled formation. The plot of $\frac{\|z_j\|}{\|z_j^d\|}$ shows that the lengths of the edges does not converge to a common value reflecting the fact that the subspace $\mathcal{R}(D^T \otimes I_p) \cap S$ has dimension larger than one. By adding edges between nodes 1 and 5 and nodes 4 and 5 to the desired formation, condition (83) is satisfied and (3)–(4) is achieved. Figure 7 shows that both methods converge to the desired formation in this case. In Fig. 6 and 7, the simulation using the single link method does not use scale estimate memory.

We note that the regular pentagon and monitoring graph depicted in Fig. 5 do not satisfy (61) because the product of the \mathcal{L}_2 gains is 1.892. Therefore Theorem 2 cannot be used to certify stability, however the formation control strategy is indeed stable as can be clearly seen in the simulations and verified by inspecting the eigenvalues of the closed loop system. Thus the single link method still offers a novel formation control approach.

8 Conclusions

In this paper, we introduce increased flexibility and adaptivity to the standard formation maintenance problem by presenting cooperative control strategies that allow a multiagent team to dynamically alter its formation size. We have presented a method which requires interagent communication, and we have presented two methods which only require relative position information. To address interagent collisions or collisions with the environment, we note that low level collision avoidance controllers can be incorporated which are inactive or have negligible effect when agents are not at risk of colliding. In addition, the leaders could potentially avoid collision with environmental obstacles by altering the formation size.

For the single link method, we have presented an easily verified sufficient

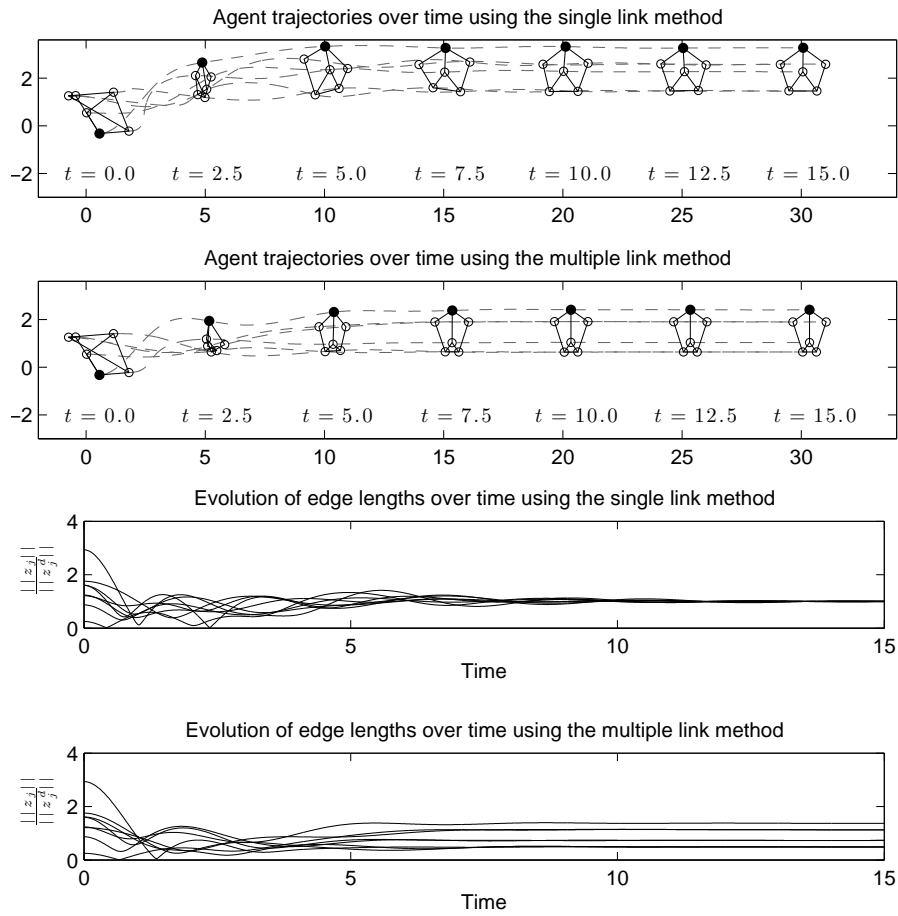


Figure 6: Simulation results for a 6-agent, 8-edge formation that does not satisfy (83). The shaded node is the leader.

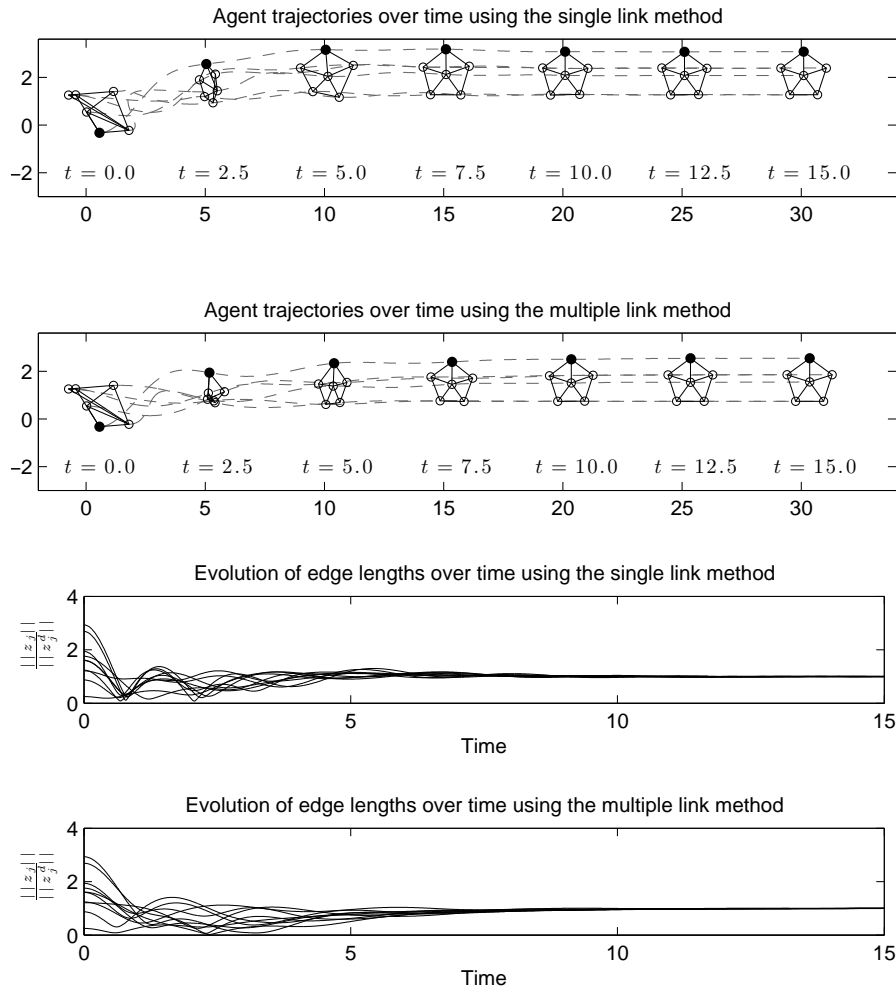


Figure 7: Simulation results for a 6-agent, 10-edge formation that satisfies (83). The shaded node is the leader.

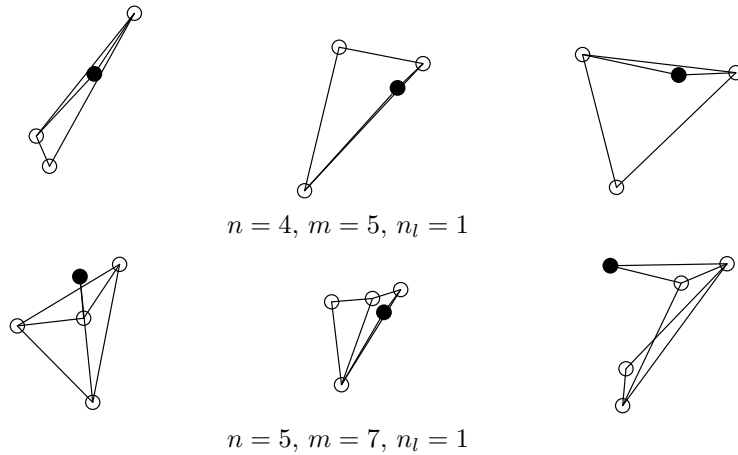


Figure 8: Formations that result in unstable dynamics with the multiple link method. The shaded node indicates the leader agent.

condition for stability derived via the small-gain theorem. While such a geometric condition for stability does not exist for the multiple link method, we remark that, qualitatively, the multiple link method offers superior performance in terms of speed of convergence and stability as observed in simulation. In addition, we observe that formations which tend to be unstable when used with the multiple link method are formations in which three or more agents are very nearly colinear, a condition which can often be avoided when designing the desired formation. Fig. 8 shows several unstable formation shapes with one leader for varying n and m that fail Theorem 3 because the corresponding auxiliary system (84) is unstable.

A number of interesting directions for future research remain. For example, we assume the sensing topology is fixed. It may be more practical for the sensing topology to be time-varying according to the sensing properties of the agents. Additionally, rather than requiring the agents' velocities to decay to zero, we could allow the agents to have a constant but nonzero velocity.

References

- Arcak, M. (2007). Passivity as a design tool for group coordination. *IEEE Transactions on Automatic Control*, 52, 1380–1390.
- Axelsson, H., Muhammad, A., & Egerstedt, M. (2003). Autonomous formation switching for multiple, mobile robots. In *IFAC Conference on Analysis and Design of Hybrid Systems*.
- Basiri, M., Bishop, A. N., & Jensfelt, P. (2010). Distributed control of triangular

- formations with angle-only constraints. *Systems & Control Letters*, 59, 147–154.
- Berman, A., & Plemmons, R. J. (1994). *Nonnegative Matrices in the Mathematical Sciences*. Society for Industrial and Applied Mathematics.
- Cao, Y., & Ren, W. (2009). Containment control with multiple stationary or dynamic leaders under a directed interaction graph. In *Proceedings of the 48th IEEE Conference on Decision and Control and 28th Chinese Control Conference*. (pp. 3014–3019).
- Coogan, S., Arcak, M., & Egerstedt, M. (2011). Scaling the size of a multi-agent formation via distributed feedback. In *Proceedings of the 50th IEEE Conference on Decision and Control and European Control Conference* (pp. 994–999).
- Desai, J., Ostrowski, J., & Kumar, V. (1998). Controlling formations of multiple mobile robots. In *IEEE International Conference on Robotics and Automation* (pp. 2864–2869). volume 4.
- Eren, T. (2007). Using angle of arrival (bearing) information for localization in robot networks. *Turkish Journal of Electrical Engineering & Computer Sciences*, 15, 169–186.
- Eren, T., Anderson, B. D. O., Morse, A. S., Whiteley, W., & Belhumeur, P. B. (2004). Operations on rigid formations of autonomous agents. *Communications in Information and Systems*, (pp. 223–258).
- Fax, J., & Murray, R. (2004). Information flow and cooperative control of vehicle formations. *IEEE Transactions on Automatic Control*, 49, 1465–1476.
- Hendrickx, J. M., Anderson, B. D. O., Charles Delvenne, J., & Blondel, V. D. (2007). Directed graphs for the analysis of rigidity and persistence in autonomous agent systems. *International Journal of Robust Nonlinear Control*, 17, 960–981.
- Jadbabaie, A., Lin, J., & Morse, A. S. (2003). Coordination of groups of mobile autonomous agents using nearest neighbor rules. *IEEE Transactions on Automatic Control*, 48, 988–1001.
- Khalil, H. K. (2002). *Nonlinear Systems*. (3rd ed.). Prentice Hall.
- Krick, L., Broucke, M., & Francis, B. (2008). Stabilization of infinitesimally rigid formations of multi-robot networks. In *Proceedings of the 47th IEEE Conference on Decision and Control, 2008*. (pp. 477–482).
- Lawton, J., Beard, R., & Young, B. (2003). A decentralized approach to formation maneuvers. *IEEE Transactions on Robotics and Automation*, 19, 933–941.

- Mesbahi, M., & Egerstedt, M. (2010). *Graph Theoretic Methods in Multiagent Networks*. Princeton University Press.
- Ogren, P., Fiorelli, E., & Leonard, N. E. (2004). Cooperative control of mobile sensor networks: Adaptive gradient climbing in a distributed environment. *IEEE Transactions on Automatic Control*, *49*, 1292–1302.
- Oh, K.-K., & Ahn, H.-S. (2010). A survey of formation of mobile agents. In *2010 IEEE International Symposium on Intelligent Control* (pp. 1470–1475).
- Olfati-Saber, R., Fax, J. A., & Murray, R. M. (2007). Consensus and cooperation in networked multi-agent systems. *Proceedings of the IEEE*, *95*, 215–233.
- Olfati-Saber, R., & Murray, R. (2004). Consensus problems in networks of agents with switching topology and time-delays. *IEEE Transactions on Automatic Control*, *49*, 1520–1533.
- Ren, W., & Beard, R. (2005). Consensus seeking in multiagent systems under dynamically changing interaction topologies. *IEEE Transactions on Automatic Control*, *50*, 655–661.
- Reynolds, C. (1987). Flocks, herds, and schools: A distributed behavioral model. In *SIGGRAPH '87 Conference Proceedings* (pp. 25–34).
- Sepulchre, R., Paley, D., & Leonard, N. (2008). Stabilization of planar collective motion with limited communication. *IEEE Transactions on Automatic Control*, *53*, 706–719.
- Servatius, B., & Whiteley, W. (1999). Constraining plane configurations in CAD: Combinatorics of lengths and directions. *SIAM Journal on Discrete Mathematics*, *12*, 136–153.
- Shi, G., & Hong, Y. (2009). Global target aggregation and state agreement of nonlinear multi-agent systems with switching topologies. *Automatica*, *45*, 1165–1175.
- Sontag, E. (1989). Smooth stabilization implies coprime factorization. *IEEE Transactions on Automatic Control*, *34*, 435–443.
- Tanner, H., Jadbabaie, A., & Pappas, G. (2003). Stable flocking of mobile agents, part I: fixed topology. In *Proceedings of the 42nd IEEE Conference on Decision and Control, 2003*. (pp. 2010–2015). volume 2.
- Tanner, H., Pappas, G., & Kumar, V. (2004). Leader-to-formation stability. *IEEE Transactions on Robotics and Automation*, *20*, 443–455.
- Tsitsiklis, J., Bertsekas, D., & Athans, M. (1986). Distributed asynchronous deterministic and stochastic gradient optimization algorithms. *IEEE Transactions on Automatic Control*, *31*, 803–812.

- Vicsek, T., Czirok, A., Ben-Jacob, E., Cohen, I., & Shochet, O. (1995). Novel type of phase transition in a system of self-driven particles. *Physical Review Letters*, *75*, 1226–1229.
- Yu, W., Chen, G., & Cao, M. (2010). Some necessary and sufficient conditions for second-order consensus in multi-agent dynamical systems. *Automatica*, *46*, 1089 – 1095.